

# Thinline Series



## Piezoelectric System Keypads


- Operating voltage 5 or 12Vdc
- Heavy duty
- Surface or mullion mount
- Industry standard outputs available
- No moving parts to wear out
- Laser marked keypad graphics
- Weather resistant: IP65
- Vandal resistant
- Limited lifetime warranty



WEATHER  
RESISTANT  
– IP 65 –



VANDAL  
RESISTANT



### ORDERING GUIDE

**A**

#### CHOOSE OUTPUT

10	26 Bit Wiegand
16	8 Bit Word
17	ABA Track II
19	Infrared/Bar Code
22	BCD
32	X-Y Row and Column
40	2 of 7
485	RS-485
98	Serial ASCII
1000	HID Corporate 1000

#### CUSTOM OUTPUTS AVAILABLE

26 Bit Wiegand: Field Programmable Site Code (000-255).

Serial ASCII: Field Selectable Baud Rate (up to 19.2kps) Parity Option (None, Odd or Even). RS-485: Field Selectable Baud Rate (up to 115.2kps) Parity Option, Polling or Event Mode).

**B**

#### INDICATE MATRIX

2	Thinline 2 x 6
---	----------------

**C**

#### CHOOSE VOLTAGE

(X-Y or 2 of 7 only)

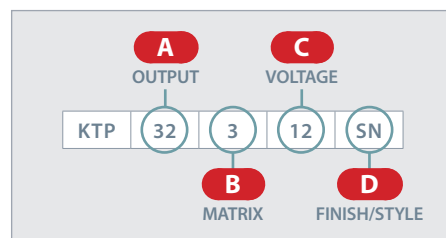
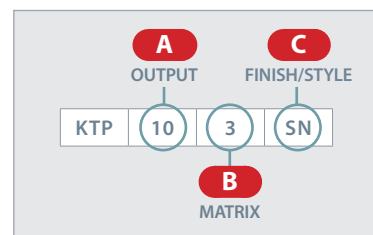
5	5 Volt
12	12 Volt

**D**

#### CHOOSE FINISH/STYLE

SN	Stainless Steel Overlay
LI	Black Illumin. Overlay
BN	Brass Overlay
LR	Braille Overlay

#### EXAMPLES



#### SPECIFICATION

- Voltage tolerance:  $\pm 15\%$ .
- Standby current draw:  $< 20\text{mA}$  Non-illuminated,  $< 60\text{mA}$  illuminated (at temperature  $20^\circ\text{C}$ ).
- Input voltage: 5 or 12V field selectable (Except X-Y and 2 of 7 outputs).
- Keypad switch lifecycle:  $> 1$  Billion Cycles.
- Operating temperature:  $-40\sim 70^\circ\text{C}$  ( $-40$  to  $160^\circ\text{F}$ ).
- Lock's surface temperature: Current temperature  $\pm 20\%$  (when power is on).
- Humidity: 100% relative.
- Weight: 125g (approx).